

Experience the Falcon

Peripheral Vascular Diagnosis that Makes a Difference



Cart shown for illustration

FALCON PRO

The Complete, Market Leading System

- ✓ 10 Pressure Channels
- ✓ 5 PPG Ports
- ✓ 3 Doppler Frequencies

FALCON QUAD

Ideal for Fast Overall Diagnosis

- ✓ 4 Pressure Channels
- ✓ 4 PPG Ports
- ✓ 3 Doppler Frequencies

FALCON ABI+

Optimal for Quick Screening


- ✓ 4 Pressure Channels
- ✓ 4 PPG Ports

NEW

FALCON XPRESS

Cost-Effective, Mobile Vascular Diagnosis

- ✓ Compact and Lightweight
- ✓ Mobile
- ✓ Battery Operation
- ✓ Cost-Effective
- ✓ Flexible Configuration
- ✓ 2 PPG Ports
- ✓ 2 Doppler Frequencies
- ✓ 2 Pressure Channels
- ✓ 8-channel Pressure Selector
- ✓ Variety of Software Options

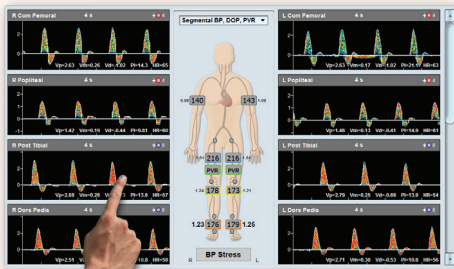
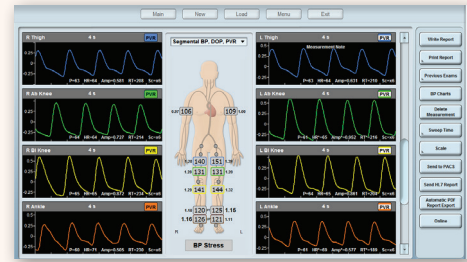


Falcon/Xpress
Mobile

Setting New Standards in Peripheral Vascular Diagnosis

Advanced State-Of-The-Art Technology

- ✓ IPU technology provides reliability and high durability
- ✓ Ultimate configuration flexibility
- ✓ Full color Doppler spectral display
- ✓ Simultaneous measurements for time effectiveness
- ✓ Camera connection for documenting pathologies
- ✓ Cybersecurity compliance

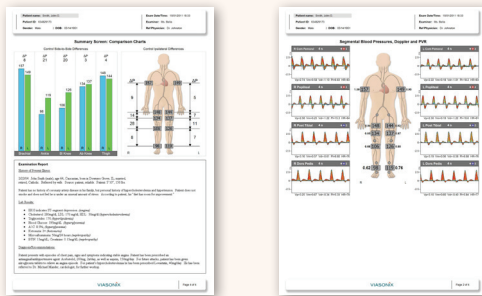


Unmatched User Friendly Operation

- ✓ **One Key** Operation
- ✓ Designed for **Touch Screen**
- ✓ Unlimited Flexible **Protocols**
- ✓ Configurable **Display** Layout
- ✓ **Color Coded** Tubes and Sensors
- ✓ Flexible **Reporting** Formats
- ✓ **Language** Support

Time Saving Options

- ✓ Automatic Examination Modes
- ✓ Auto-Inflate Option
- ✓ Auto-detection of systolic pressures
- ✓ Auto-Target Pressure
- ✓ Auto-Save for all measurements

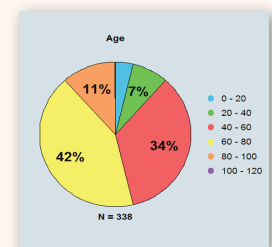
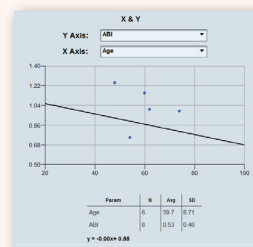


Complete Network Solution

- ✓ Practically **Plug-and-Play DICOM**
- ✓ **DICOM (PACS)** Worklist and Storage
- ✓ Programmable **Structured Reporting**
- ✓ **HL7 & EMR** Interface
- ✓ **GDT** Connectivity
- ✓ Unlimited **Review Stations**
- ✓ Shared network database

Ideal Research Solutions

- ✓ Variety of export Formats Including **Raw Data**
- ✓ **PVR** Analysis
- ✓ Built in **statistics** tool
- ✓ Informative **charts** and comparisons
- ✓ **Data mining**




About Us

Viasonix is the only international company that offers a wide range of advanced Peripheral Vascular and Transcranial Doppler (TCD) product lines. The company's state-of-the-art products meet common day-to-day routine clinical practice, as well as set new industry standards. Viasonix is focused on Doppler and blood flow applications, which provide dedicated clinical solutions primarily for vascular and angiology departments, as well as neurology and neurosurgery settings. The user interface of the Falcon and Dolphin product lines is internationally renowned, and we invite you to discover and experience our extremely user-friendly products.

Clinical Applications & Specialty Tests

- ✓ Segmental Blood Pressures (lower and upper extremities)
- ✓ ABI- Ankle Brachial Index
- ✓ TBI and FBI- Toe and Finger Brachial Index
- ✓ Doppler Measurements with a range of frequencies
- ✓ PVR- Pulse Volume Recording
- ✓ PPG (Photo-Plethysmograph) with a range of sensors
- ✓ MVO/SVC - Max Venous Outflow/Seg Venous Capacitance
- ✓ PWV - Pulse Wave Velocity
- ✓ Exercise Stress Test
- ✓ Venous Reflux
- ✓ Palmar Arch Exam / Allen Test
- ✓ TOS- Thoracic Outlet Syndrome
- ✓ Raynaud's Syndrome
- ✓ Penile Function
- ✓ Reactive Hyperemia
- ✓ Popliteal Entrapment Test
- ✓ Arteriovenous Fistula
- ✓ PRT- Pulse Reappearance Time
- ✓ Extracranial Doppler Examinations
- ✓ APG- Air Plethysmography
- ✓ And much more ...



Cart shown for illustration

Selected Falcon Accessories

Doppler Probes



4 MHz

8 MHz

10 MHz

Wired and Wireless Remote controls



Detachable PPG Sensors



PPG Disk Sensors



Temperature Sensor



Color Coded Tubes



Falcon/Xpress Pressure Selector



Falcon/Xpress Power Bank



Variety of Pressure Cuffs



Falcon Specifications



	FALCON PRO	FALCON QUAD	FALCON ABI+	FALCON Xpress
Dimensions & Weight	31x34x9.5 cm, ~4 kg	31x34x9.5 cm, ~4 kg	31x34x9.5 cm, ~4 kg	28x20x5.5 cm, ~1.25 kg
Independent Pneumatic Units	10	4	4	2
Independent PPG Ports	5	4	4	2
Integrated Skin Temp. Sensor	1	1	1	×
Doppler Frequencies	4 MHz, 8 MHz, 10 MHz	4 MHz, 8 MHz, 10 MHz	×	4 MHz, 8 MHz

General	
Power:	110-220 V, 50-60 Hz
Air tubes:	Color coded (Up to 10 different colors)
PPG Sensors:	Variety of color coded sensors
Pressure Cuff Sizes:	Variety of digit and segmental sizes
Doppler Technology:	Complete color spectral digital Doppler
Blood Pressure:	With Doppler or PPG
BP Deflation:	Controllable 2-6 mmHg/s, pause deflation
 HOLDERS:	PPG sensors and Doppler probe holders
Battery:	Available with Falcon/Xpress
Pressure Selector:	8 channels, available with Falcon/Xpress
Camera:	USB camera support
Controls:	Wired/Wireless remote control, Touch screen, 3 Pedal Foot switch, Keyboard, Mouse
Recommended Computer	
Operating System:	Windows 10 or 11 (64 bit)
Screen:	10"-24" Wide Screen with Touch Screen
CPU:	Celeron/ i3/i5/i7
RAM:	4 GB or higher
Hard Drive:	128 GB or higher
Networking	
Connectivity:	Integrated SW, Plug-and-Play setup
Review Stations:	Unlimited, including over network
Shared Database:	Over network
DICOM Worklist:	Offline and Online
DICOM Store:	BMP/JPG/PDF, multiple destinations
DICOM Features:	Auto-send, auto-retry (queue)
DICOM Structured Report:	Default/Programmable
HL7:	Orders, Report, Query, Patient Registration
GDT:	Patients and Report
PDF:	Automatic Report Export
Email:	With PDF attachment, using SMTP
Network Queue:	Send reports while network is offline
Advanced Protocols	
Lower/Upper Extremity:	Using PPG/PVR/Doppler
Stress Testing:	Document exercise details, onset of symptoms
Reactive Hyperaemia:	Integrated, with occlusion verification
Venous Reflux:	Bilateral, VRT calculation, with add Tourniquet
MVO/SVC:	Bilateral, Auto stabilization, MVO/SVC calculation
Palmar Arch Test:	Guided exam, cursors
Raynaud's Syndrome:	With or without digit cuffs
Thoracic Outlet Syndrome:	Configurable guided positions
Pulse Wave Velocity:	Unilateral/Bilateral, pre/post stress
Additional Tests:	AV Fistula, Popliteal Entrapment, Penile Function, Pulse Reappearance Time, Carotid Doppler, APG

Advanced Examinations	
Simultaneous Measurements:	up to 10, ungroup/regroup
Spectrum Colors:	16, configurable
Signal/Spectrum Replay:	Complete with audio
Save:	Automatic Save, and configurable save duration
Parameters:	ABI, TBI, VRT, MVO/SVC, Peak, Mean, Diast, PI, RI, S/D, RT, HR, Amp, RT, RAR, Slope, option to recalculate
Inflation Mode:	Automatic or manual
Auto Exam Mode:	Available, fully automated measurements
Target Pressure mode:	Auto-deflate or manual deflate
Cuff Size identification:	Automatic
Doppler Power Booster:	Available
Contralateral Display:	Available
Inflation/Deflation Curve:	Automatically displayed
Beep Sound:	Configurable for PVR/PPG measurements
Spectral Display:	Standard, Noise Rejection, Dual Color
Multiple Protocols in a Single Exam:	With unified report
PPG DC Curve:	Available for blood pressure measurements.
Software Features	
Screen Display:	Designed for wide touch screen, High Definition
Cybersecurity:	According to FDA Guidelines
HIPAA:	Patient privacy options
Protocols:	Unlimited, fully configurable
Summary Screens:	Interactive
User Profile Settings:	Unlimited, user configurable
Designed Reports:	Fully configurable
Free Text Report:	Templates, tables, camera & pictures, TAGS
Waveform Labels:	Configurable predefined list
Reference Tables:	For main parameters, adjustable
Advanced Report Layout:	Using Drag & Drop
Backup/Restore:	Integrated. USB/DVD/Network
Patient Details:	Flexible layout
Medical History:	Configurable, with indication fields
Pause & Resume Examination:	Supported
Comparison Charts:	R/L, ipsilateral differences, control/stress
R/L Superimposed Waveforms:	Supported
Maintenance:	Diagnostics protocol with detailed report
Languages:	Supported
Research Options	
Export:	PDF, BMP, JPG, PNG, Excel, VDL, Movie, Word, RTF, Raw Data, Anonymous PDF
Statistics:	Advanced charts, Comparison graphs, X-Y Analysis
Data Mining:	Available with advanced segments
Patient History:	Quick review of previous exams, patient trends
Database Search:	Multiple advanced options
Selected Approvals	
ISO 13485, CE 0344, FDA, and additional country-specific approvals	